



Cambridge International Examinations
Cambridge International General Certificate of Secondary Education

CANDIDATE
NAME

CENTRE
NUMBER

--	--	--	--	--

CANDIDATE
NUMBER

--	--	--	--



ENGLISH AS A SECOND LANGUAGE

0511/13

Paper 1 Reading and Writing (Core)

May/June 2016

1 hour 30 minutes

Candidates answer on the Question Paper.

No Additional Materials are required.

READ THESE INSTRUCTIONS FIRST

Write your Centre number, candidate number and name on all the work you hand in.

Write in dark blue or black pen.

Do not use staples, paper clips, glue or correction fluid.

DO NOT WRITE IN ANY BARCODES.

Answer **all** questions.

Dictionaries are **not** allowed.

At the end of the examination, fasten all your work securely together.

The number of marks is given in brackets [] at the end of each question or part question.

The syllabus is approved for use in England, Wales and Northern Ireland as a Cambridge International Level 1/Level 2 Certificate.


This document consists of **13** printed pages and **3** blank pages.

Exercise 1

Read the following brochure for a holiday tour in Morocco, and then answer the following questions.

Destination Holidays to Morocco

Morocco is a north African country of outstanding beauty, with the flat, west Sahara Desert and the high Atlas Mountains. In the busy cities, you can explore the narrow streets and buy souvenirs in colourful, bustling markets. Destination Holidays offers the following four-day tour to visitors:



Day 1: Arrive in Casablanca and evening in Marrakech

After your arrival at Casablanca's international airport, you will board your coach. Before leaving the city for Marrakech, you will have the opportunity to visit the Hassan II Mosque, which has the tallest minaret in the world. This mosque is a fine example of magnificent Moroccan architecture, and is the most popular attraction for visitors in Casablanca. By late afternoon, you will reach your hotel in Marrakech, and you will have the evening to enjoy a walk through the city streets, stopping to visit markets.

Day 2: Marrakech

You will have a full day in Marrakech and a choice of visitor attractions. The Majorelle Garden is famous for its trees and exotic plants. Here you can walk in the shade, past refreshing streams and pools filled with water lilies and lotus flowers, while listening to the birds. The garden offers a calming retreat from the heat of midday and the busy city traffic.

The Museum of Marrakech was once a palace. It still has fountains in the central courtyard and traditional seating areas, though most of the intricate tile work and carvings are replicas. The museum holds exhibits of both modern and traditional Moroccan art, together with fine examples of historical books, coins and pottery.

If you prefer not to walk, look for the little yellow taxis that are everywhere in the city. You can normally travel anywhere in Marrakech for under 50 Dirhams, and a ride from the famous Jamaa El Fna Square to Gueliz, the new town, should cost no more than 15 Dirhams. You can find yellow taxis outside your hotel, but the fare will be higher.

Day 3: Sahara Desert

You will set off for an overnight trip to the Sahara. Visitors will never forget the camel ride and the sunset over the golden dunes. Instead of a hotel for the night, your accommodation will be a Bedouin-style tent, with Moroccan carpets used to cover the sand. You will sleep well in a cosy bed but don't expect soft mattresses to sleep on.

Day 4: Return to Casablanca

Your coach will return to Casablanca, with plenty of time for shopping before your flight. Make sure you also sample delicious traditional pastries and mint tea in one of the many cafés, and don't forget to pick up some last-minute souvenirs.

- (a) What would a tourist find attractive about the Moroccan landscape?
.....[1]
- (b) What could you visit on the first day in Casablanca?
.....[1]
- (c) Where would you sleep on your first night of the tour?
.....[1]
- (d) How can visitors avoid the hot sun in the Majorelle Garden?
.....[1]
- (e) What remains of the original palace in Marrakech?
.....[1]
- (f) What will visitors always remember about the Sahara Desert? Give **two** details.
.....
.....[1]
- (g) When shopping in Casablanca, what should you try in a café? Give **two** details.
.....
.....[1]

[Total: 7]

Exercise 2

Read the following article about sitting, and then answer the following questions.

Too much sitting is bad for you!

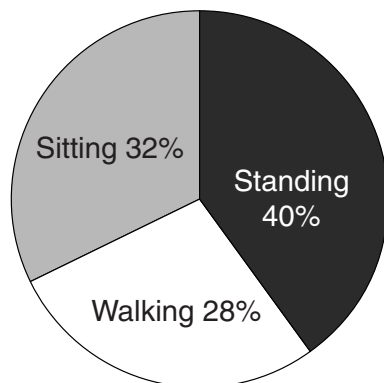
Most of us are guilty of excess sitting. We sit at school, at our computers and in front of the TV, moving only to change from one seat to another. Some studies suggest that people who sit all day reduce their life expectancy by around two years compared to those who are more active. Medical researchers have found evidence that sitting for long periods increases the risk of obesity and diabetes. According to Dr Amir Khan, an expert in teenage development, "Today's teenagers are particularly at risk because of the hours they spend using digital technology." It is clear that constant sitting at home, at school and in the workplace is harmful to health.



In the nineteenth century, many office workers stood at their desks and moved around a lot more. However, this changed in the twentieth century when the number of employees in a typical office grew and it was much easier to supervise people when they were sitting down. Today, companies with modern offices face a huge challenge to reduce the amount of time people spend sitting, and schools are becoming aware of a similar need to change.

A school in Minnesota decided to experiment with a new 'standing classroom' design. They removed the standard desks and replaced them with high tables. These new tables are at chest level and have a swinging footrest. As well as the expected health advantages, teachers have noticed other improvements. The students appear to be more attentive, more alert and able to concentrate better. At the beginning of the experiment, there were no chairs, but the school has now added some high chairs because not all of the students wanted to stand all day.

Improved time spent being active or seated at school



Students are happy with their new environment and especially enjoy the background music, which has been added to improve their learning. Results show that their time is now divided fairly equally between when they stand, when they walk around the classroom and when they sit, with each of the three activities accounting for about one third of their time.

Other schools are now calculating the costs and benefits of using standing desks. Many are keen to improve their students' results, and they carefully consider all their performance and attendance data before making a final decision. Parents also need to be consulted as they may have doubts about the effect of these changes on their children. Some schools even organise after-school events where parents, students and teachers can experience a lesson in the new-style standing classroom. It is essential that everyone understands the value of these changes as they are expensive to introduce. A classroom with traditional desks and chairs costs less than half that of a 'standing classroom'.

Dr Khan is unsure how much teenagers can change. He believes that, at that age, they have firmly established habits and they don't want to do things differently. They might be reluctant to stand for lessons and they should be allowed to choose whether to stand or sit. He adds that a mix of standing desks and traditional seating ensures that all students can work in the way that suits them.

- (a) What do studies show that people must do to live two years longer?
.....[1]
- (b) What **two** health problems can be caused by too much sitting?
.....
.....[2]
- (c) When was it normal for office workers to stand at their desks?
.....[1]
- (d) Why did employers prefer their workers to sit?
.....[1]
- (e) How were the new desks in a school in Minnesota different from their old ones?
.....[1]
- (f) In what **two** ways did standing help improve the behaviour of students?
.....
.....[2]
- (g) What changes were made to the original classroom design?
.....[1]
- (h) According to the chart, how much of their time did students spend seated in their new classroom?
.....[1]
- (i) How can parents find out about the new style of classroom?
.....[1]

[Total: 11]

Exercise 3

Deshi Huang is going to study at an English university for three years. Deshi has never been to the United Kingdom. He lives at Flat 24 Green View Court in Central and Western District, Hong Kong.

As an international student, Deshi can apply for student accommodation at the university, and he has been sent a form from the accommodation office which he needs to complete. He will arrive in the UK on 20 September and travel by train to the university, arriving in the afternoon. He wants to stay in the UK for the Christmas and Easter holidays, so he must choose a room that has at least a 40-week rental contract. However, he would prefer not to pay for more than 45 weeks, as he will fly home to Hong Kong for seven weeks during the summer holidays.

Deshi would like to stay in a hall of residence, where he has his own room and all his meals are provided in the large student dining room. He could then meet lots of other students, while eating his breakfast, lunch and dinner. However, this would be very expensive, costing £218 per week. His family can only afford to pay up to £150 per week because his sister is also at university. Deshi's mother thinks he should learn to cook his own meals and should choose self-catered accommodation. He agrees to apply for a cheaper room in a self-catering group of student flats, where he will share a kitchen and dining area with other students.

The university tries to group students according to their interests and the subject they are going to study. The title of Deshi's degree course which starts on 4 October is a BSc (Hons) Mathematics. He has always been good at sport and is a member of his school football team. The only thing he really dislikes is clothes shopping as he thinks this is a waste of time.

Deshi is excited that he will study abroad but he would like some help when he arrives. In the first day or two, he would like an organised tour of the town so that he knows where to buy food. His only other concern is that it will be difficult to meet students and to start to make friends.

Imagine you are Deshi. Fill in the accommodation form, using the information above.

University Accommodation Form

Section A: Personal details

Full name:

Gender: (please delete)

MALE

FEMALE

Home address:

Section B: Accommodation details

Date of arrival:

Type of accommodation (please circle one):

catered hall of residence

self-catering flat

Number of rental weeks preferred (please tick one box):

32–36 weeks

40–44 weeks

48–52 weeks

Please state the maximum you would prefer to pay per week:

.....

Section C: Interests and hobbies

Title of your course:

Brief details of your interests:

.....

Brief detail of any activity you dislike:

Section D

In the space below, write **one** sentence to explain what you would like to do in your first two days and **one** sentence about any concerns you have when you arrive.

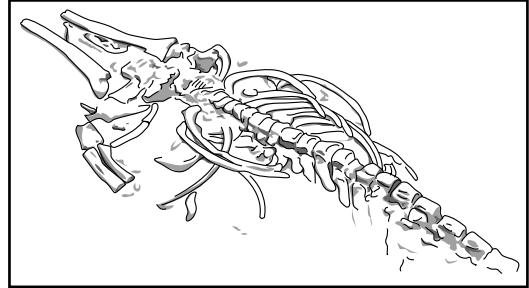
[Total: 14]

Exercise 4

Read the following article about whale fossils in Chile, and then complete the notes on the following page.

Whale fossils explained

Fossils, such as preserved bones and imprints found in rock, offer scientists valuable information about prehistoric plants and animals. Large marine mammals, like whales, are difficult for marine biologists and scientists to study. Any relevant information is therefore used to learn more about these fascinating animals, and fossil remains can provide very useful research data.



One of the most surprising fossil discoveries of recent years has been a collection of whale skeletons, which was discovered when roadworks began on the Pan-American Highway in Chile. People living nearby already knew that there were whale fossils in Chile's Atacama Desert because their bones could be seen sticking out of the ancient sandstone rocks. Local people call the site Cerro Ballena, which means 'Whale Hill', but international scientists had no idea that the fossils existed. Chilean and US researchers were given just two weeks to study the fossils and to complete their research before the construction work began again on the new road. The team began recording as much detail as possible, including making 3D digital models of the skeletal remains and then removing bones for further study in the laboratory.

The fossil researchers identified over 40 skeletons of whales, as well as other important marine species, including some extinct creatures. One of these was a dolphin that had evolved a walrus-like face. Seal skeletons were also identified at the site. Scientists believe that these marine mammal fossils were preserved more than five million years ago.

The Chilean fossil discovery has given valuable information about how whales swim too close to land and become stranded. It shows that for millions of years, groups of large marine mammals, like whales, have become stuck in coastal areas, river estuaries and shallow water. They are unable to escape and eventually die. There are a number of possible explanations for these events.

Although there can be man-made causes, scientists have identified the most common natural cause as toxic algae. When marine animals eat these poisonous water plants, they can suffer organ failure and die. Experts believe that the dead and dying mammals were washed into an estuary and onto flat sands where they became buried over time. Other suggested reasons for strandings include whales or other large creatures swimming too close to land in their search for food. A further suggestion is that whales could have been responding to a call for help from another member of the group in danger of becoming stranded.

The research team immediately noticed that the skeletons had similarities. Many were lying in the rock facing in the same direction and upside down. This indicated that the creatures all suffered the same fate. There also appeared to be four different layers of fossil remains, suggesting four separate events spread over a period of several thousand years.

Cerro Ballena is now regarded as one of the densest fossil sites in the world – certainly for whales and other extinct marine mammals. The scientists calculate there could be hundreds of specimens in the area still waiting to be unearthed and investigated. The University of Chile in Santiago is currently working to establish a research station to carry this into effect.

You have been asked to give a short talk to your youth group about the discovery of whale and other marine mammal fossils in Chile. Prepare some notes to use as the basis for your talk.

Make your notes under each heading.

Details about the Chilean fossil site

-
-
-

Reasons why marine mammals become stranded

-
-
-
-

[Total: 7]

Exercise 5

Imagine that you have given your talk to the youth club. Now your teacher wants you to write a summary of your talk for homework.

Look at your notes in Exercise 4 above. Using the ideas in your notes, write a summary about the whale and other marine fossils found in Chile.

Your summary should be about 70 words long (and no more than 80 words long). You should use your own words as far as possible.

.....

.....

.....

.....

.....

.....


.....

.....

.....

[Total: 5]

[Turn over

Exercise 6

You are going on a family holiday but your brother/sister cannot come. Your parents have said you can invite a friend instead.

Write an email to your friend, inviting him/her to join you on holiday with your family.

In your email, you should:

- explain why your brother/sister is unable to come
- describe where you are going and what you plan to do
- say why you think your friend should come.

The pictures above may give you some ideas, and you should try to use some ideas of your own.

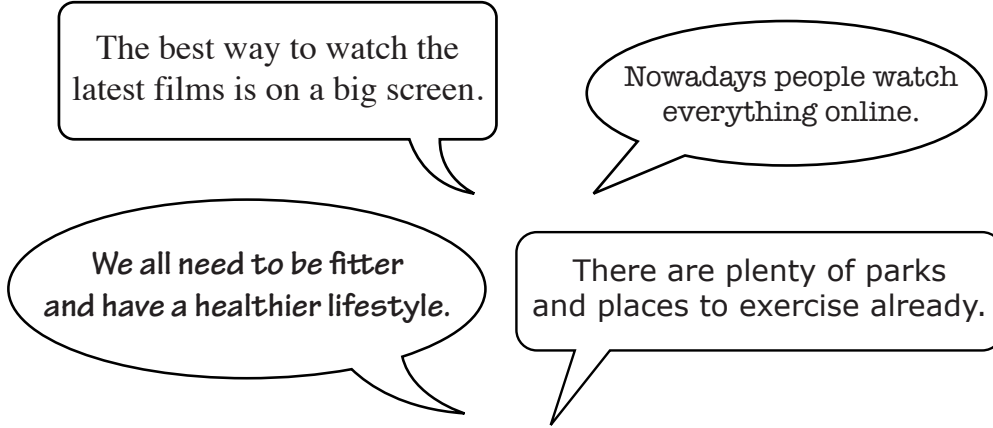
Your email should be between 100 and 150 words long.

You will receive up to 7 marks for the content of your email, and up to 6 marks for the style and accuracy of your language.

Exercise 7

There are plans to build a cinema in your town centre. However, some local people would prefer a sports centre there instead. Your local newspaper has invited its readers to express their views.

Here are some of the comments already made:



Write an article for your local newspaper, giving your views.

The comments above may give you some ideas, and you should try to use some ideas of your own.

Your article should be between 100 and 150 words long.

You will receive up to 7 marks for the content of your article, and up to 6 marks for the style and accuracy of your language.

BLANK PAGE

Permission to reproduce items where third-party owned material protected by copyright is included has been sought and cleared where possible. Every reasonable effort has been made by the publisher (UCLES) to trace copyright holders, but if any items requiring clearance have unwittingly been included, the publisher will be pleased to make amends at the earliest possible opportunity.

To avoid the issue of disclosure of answer-related information to candidates, all copyright acknowledgements are reproduced online in the Cambridge International Examinations Copyright Acknowledgements Booklet. This is produced for each series of examinations and is freely available to download at www.cie.org.uk after the live examination series.

Cambridge International Examinations is part of the Cambridge Assessment Group. Cambridge Assessment is the brand name of University of Cambridge Local Examinations Syndicate (UCLES), which is itself a department of the University of Cambridge.